Genverter Series

AC Diesel Generators

Mobile Genverters 8 kVA | 10 kVA | 12 kVA | 15 kVA

STAGE V certified

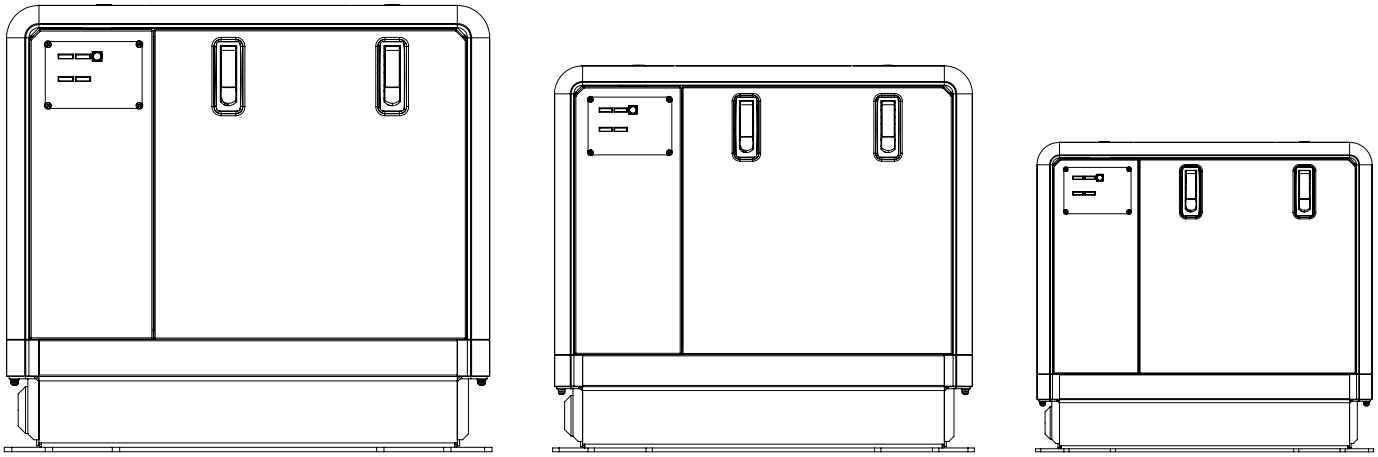

The ideal AC Power Generator

Our diesel generators act as an in-vehicle power plant and ensure complete independency from the grid. For power demands exceeding 5 kW we offer two different product versions. In this Datasheet you will find all the information you need to find the best power solution for a power rating of up to 15 kVA, all of which are based on our innovative Genverter technology. The Genverter range replaces our 3000/3600 rpm models which we have supplied to the market for many years.

The Genverter© models are available with an AC power output or as a 24 VDC battery charger from shore to the onboard batteries and Genverter© to the onboard batteries. All Genverter© models are interchangeable with previously installed Whisper generators. The AC Power versions are supplied with an external PowerModule Genverter© inverter cabinet.

Features and Benefits

- Simple installation, no transfer switch required
- Continuous, uninterrupted clean power on board
- Genverter© speed adjustable and extremely quiet
- Fast charge with correct and constant engine load
- Plug-in worldwide
- Low fuel consumption, minimal engine maintenance

WhisperPower BV Kelvinlaan 82, 9207 JB Drachten, The Netherlands | sales@whisperpower.com | www.whisperpower.com

Genverter Series

AC Diesel Generators

Application Data 1

	W-GV8	W-GV10	W-GV12	W-GV15
	Genverter© AC series 41005030 GV 8, dry exhaust	Genverter© AC series 41009020 GV 10, dry exhaust	Genverter© AC series 41006020 GV 12, dry exhaust	Genverter© AC series 41007020 GV 15, dry exhaust
MAIN SPECIFICATIONS				
Continuous power	6 kW / 8 kVA	8 kW / 10 kVA	10 kW / 12 kVA	12 kW / 15 kVA
Noise level	54dB(A) at 7m, 65dB(A) at 1m	54dB(A) at 7m, 65dB(A) at 1m	54dB(A) at 7m, 65dB(A) at 1m	54dB(A) at 7m, 65dB(A) at 1m
Rpm range	2200 .. 2800rpm, adjustable	2200 .. 2800rpm, adjustable	2000 .. 2600rpm, adjustable	2000 .. 2600rpm, adjustable
Generator	Permanent Magnet Alternator (PMA)	Permanent Magnet Alternator (PMA)	Permanent Magnet Alternator (PMA)	Permanent Magnet Alternator (PMA)
Inverters Module	WP-PMG frame 2	WP-PMG frame 2	WP-PMG frame 3	WP-PMG frame 3
Nominal voltage / frequency	230 V - 50 Hz, adjustable to 60 Hz	230 V - 50 Hz, adjustable to 60 Hz	230 V - 50 Hz, adjustable to 60 Hz	230 V - 50 Hz, adjustable to 60 Hz
Peak power 2 s	200%	200%	200%	200%
Harmonic distortion	< 3%	< 3%	< 3%	< 3%
Frequency tolerance	± 0.1%	± 0.1%	± 0.1%	± 0.1%
ENGINE SPECIFICATIONS				
Engine	Kubota Z482	Kubota D722	Kubota D1105	Kubota D1105
Cylinder volume	479 cc (two cylinder)	719 cc (three cylinder)	1123 cc	1123 cc
Bore & stroke	67 x 68 mm	67 x 68 mm	78 x 78,4 mm	78 x 78,4 mm
Combustion airconsumption	< 0.95 m^3/min	< 1.22 m^3/min	< 1.43 m^3/min	< 1.43 m^3/min
Cooling system	indirect radiator	indirect radiator	indirect radiator	indirect radiator
Fuel consumption (no load - full load)	1.2-2.5 l/hr	1.2-3 l/hr	1.5-4 l/hr	1.5-4 l/hr
Starter battery charge current	alternator 12 V - 12.5 A	alternator 12 V - 12.5 A	alternator 12 V - 40 A	alternator 12 V - 40 A
DIMENSIONS & WEIGHT				
Length x width x height (cabinet)	655 x 545 x 600 mm	727 x 545 x 600 mm	828 x 563 mm x 660 mm	828 x 563 mm x 660 mm
Length x width x depth (PMG)	451 x 200 x 174 mm	451 x 200 x 174 mm	552 x 220 x 174 mm	552 x 220 x 174 mm
Dry weight (cabinet + PMG)	154 kg + 9.9 kg	171 kg + 9.9 kg	210 kg + 30 kg	210 kg + 30 kg
Dry exhaust / wet exhaust	Ø 1 inch BSP / Ø 40 mm	Ø 1 inch BSP / Ø 40 mm	Ø 1 inch BSP / Ø 40 mm	Ø 1 inch BSP / Ø 40 mm
Oil cap position	top and side	top and side	top and side	top and side
Max. operating angle	25º in all directions	25º in all directions	25º in all directions	25º in all directions
CONTROL PANEL				
Standard (incl. 10 mtrs cable)	Basic start / stop panel	Basic start / stop panel	Basic start / stop panel	Basic start / stop panel
Optional	2nd DDC panel, Touch panel	2nd DDC panel, Touch panel	2nd DDC panel, Touch panel	2nd DDC panel, Touch panel
CABEL EXTENSION				
60201471	GEK (Genverter extension kit)	GEK (Genverter extension kit)		

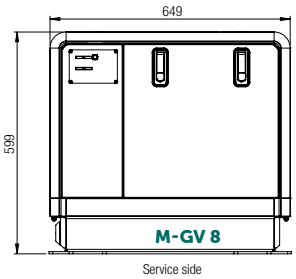

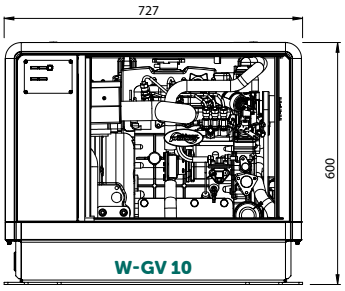

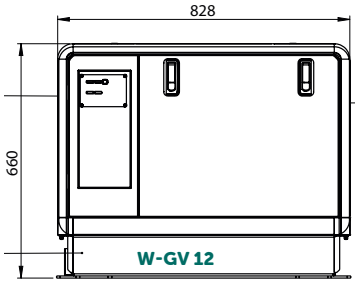

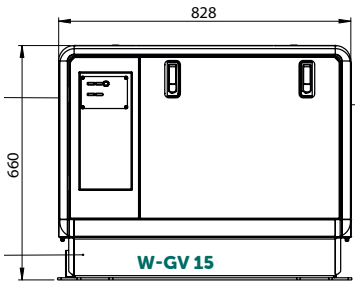

Installation Drawings

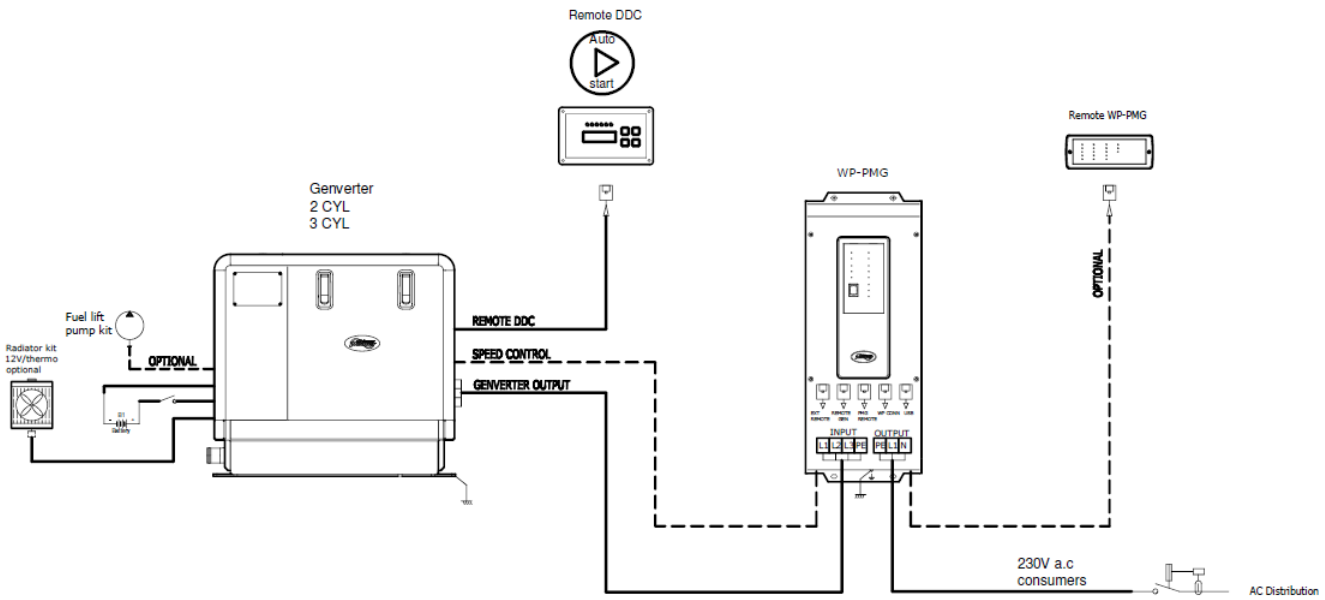

Figure 26: Layout of genverter system with PMG and 12VDC radiator

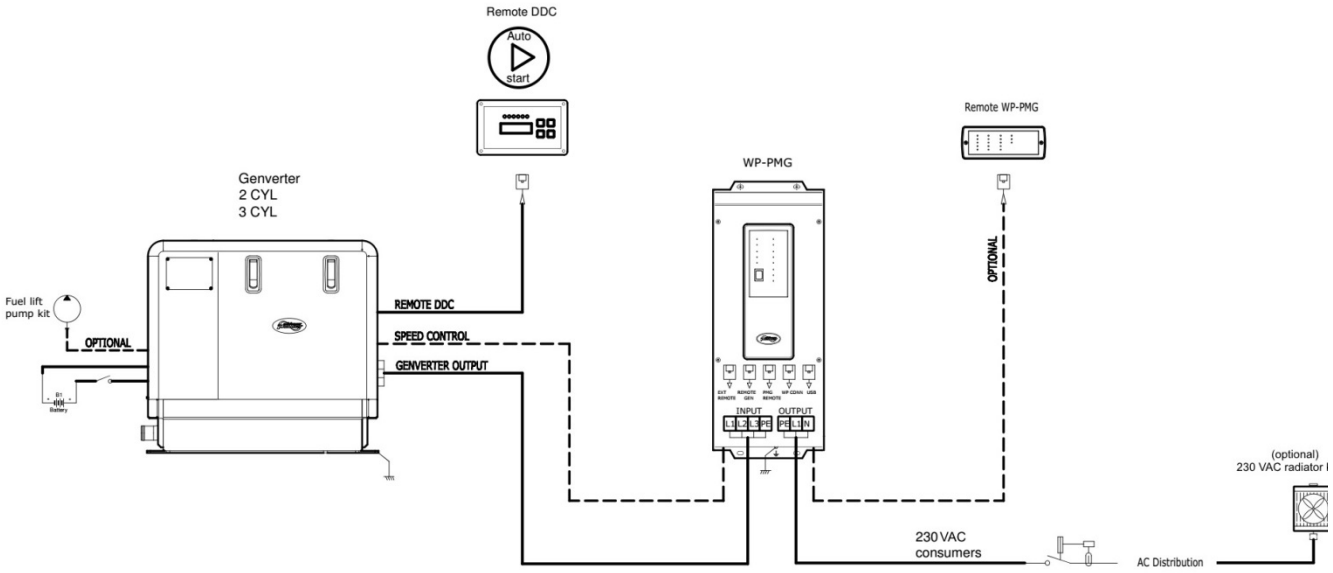

Figure 27: Layout of genverter system with PMG and 230VAC radiator

Installation Drawings W-GV 15

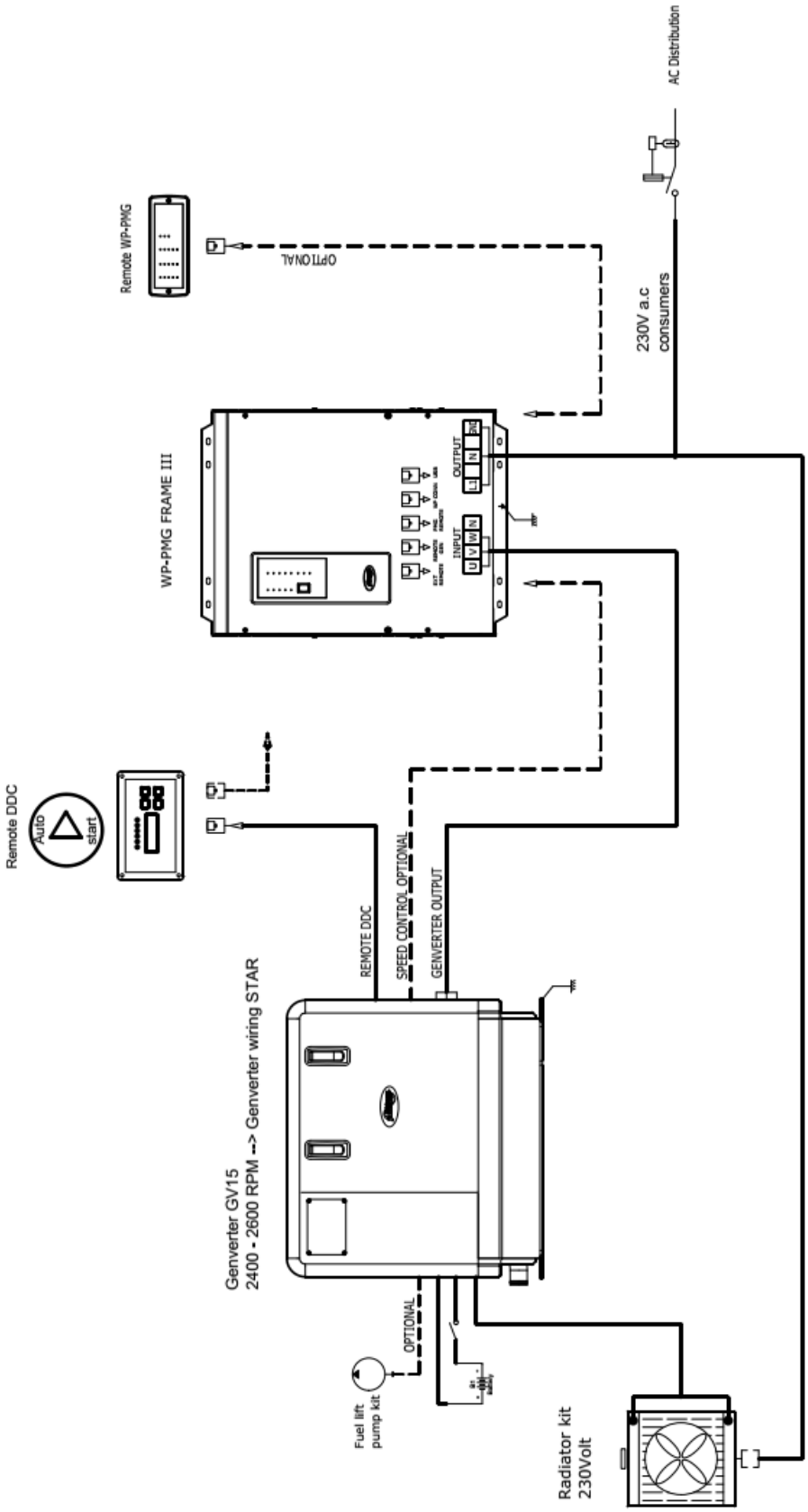

Genverter Series

AC Diesel Generators

Installation Drawings W-GV 2 and W-GV 3

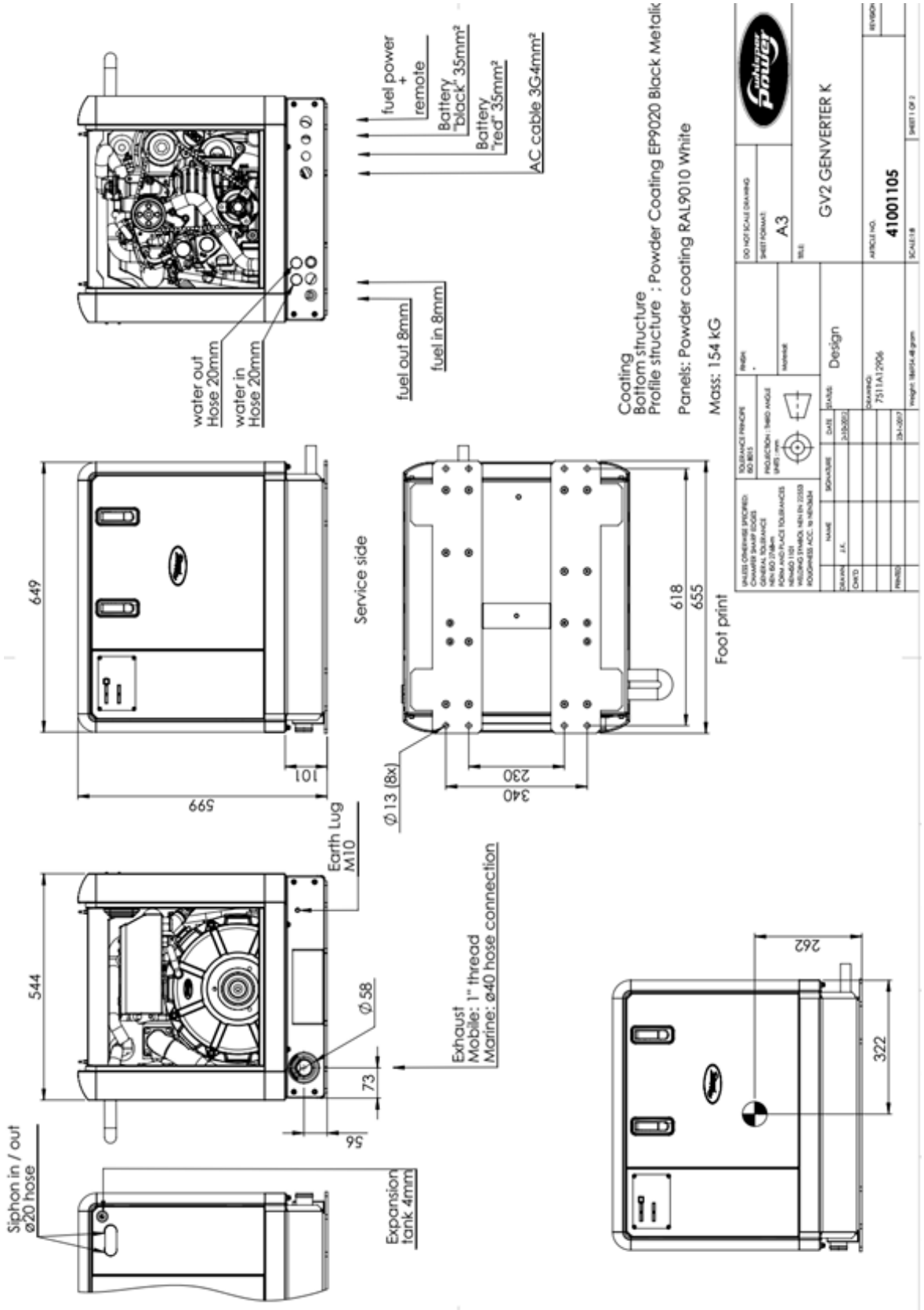

Installation Drawings W-GV 3 and W-GV 10

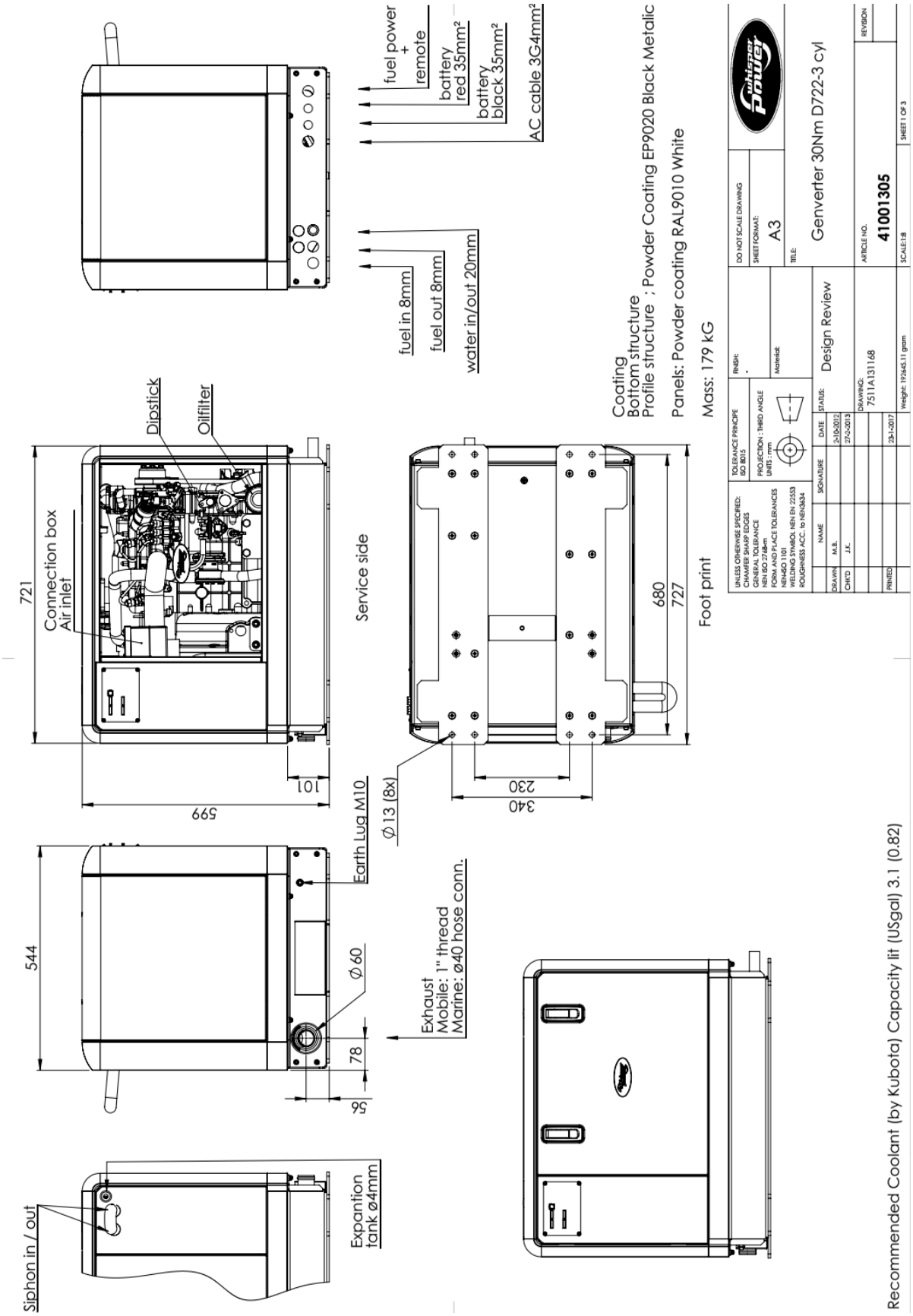

Genverter Series

AC Diesel Generators

Installation Drawings W-GV 3+ and W-GV 15

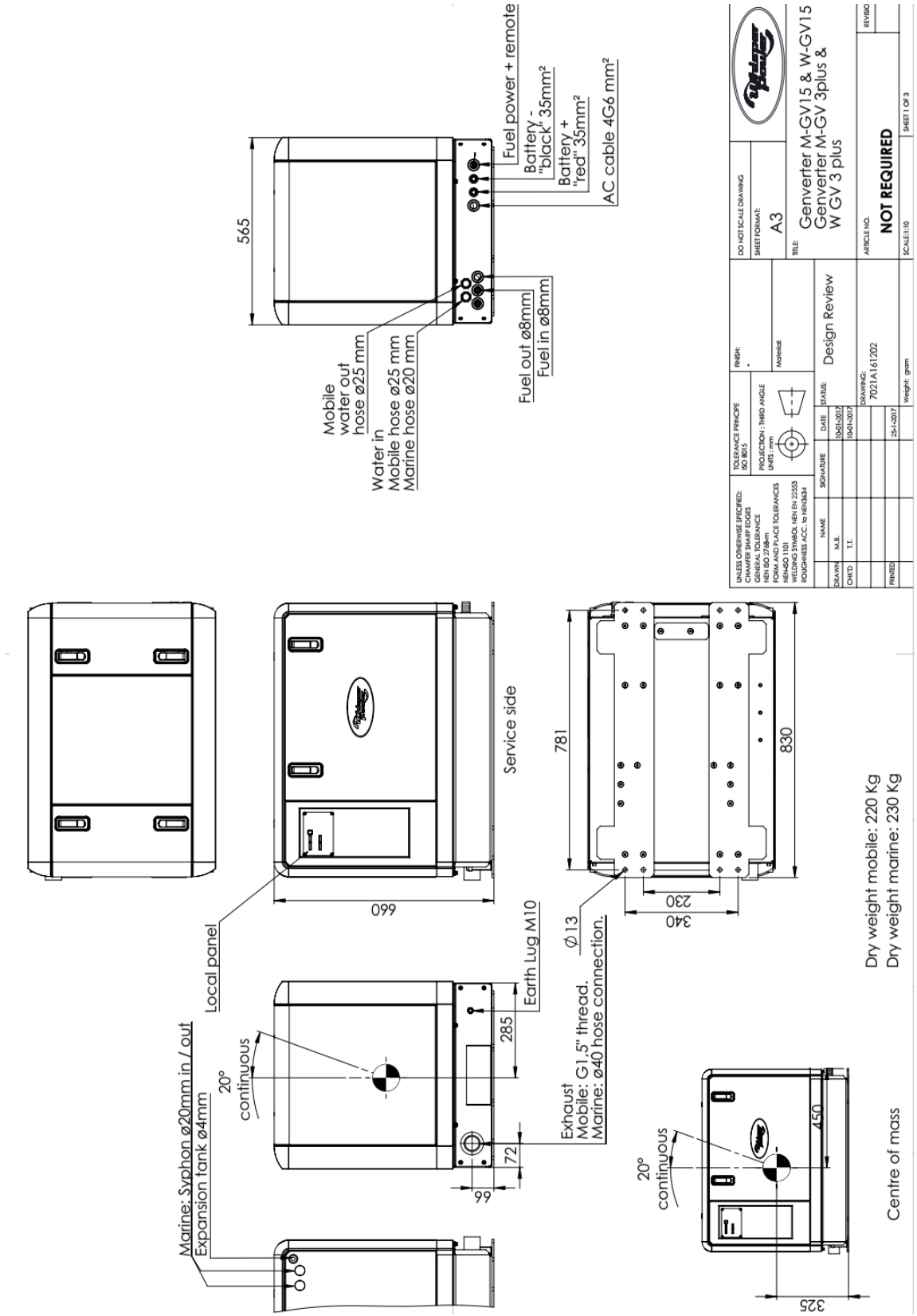

WhisperPower BV Kelvinlaan 82, 9207 JB Drachten, The Netherlands | sales@whisperpower.com | www.whisperpower.com